

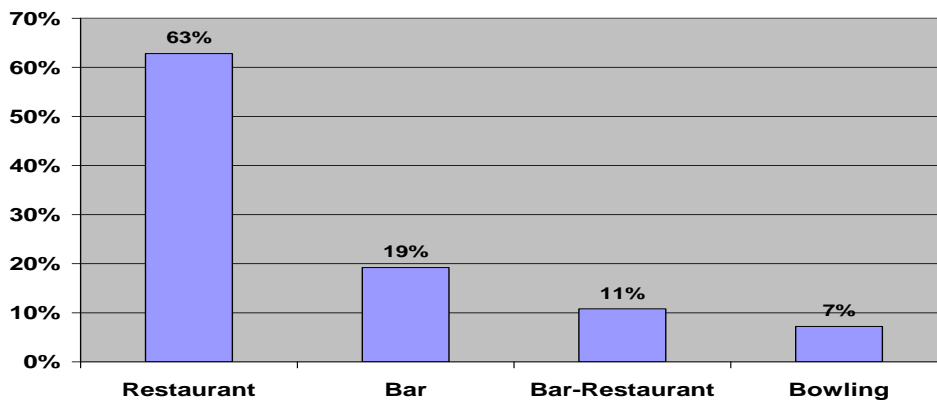
Michigan Tobacco Prevention and Control Program
Compliance with the Smoke-free Air Law in Michigan
After three months of Implementation
August 2010

Fifty nine Michigan counties participated in this observational study by filling a survey specifically designed to determine the level of compliance by food establishments with the Smoke-Free Air Law in Michigan, and to determine how many of the business owners and managers have taken required measures to comply with the law. The study was conducted by trained volunteers 21 years and older from all over the state. Volunteers completed the 11 questions survey, filled out during unobtrusive (*i.e., no one was aware that the observation was occurring*) observations of pre-selected establishments. A sample of 964 establishments (restaurants, bars and bowling alleys) was randomly selected from the local health departments and other community agencies according to a protocol that was prepared by the research team from the Michigan Tobacco Prevention and Control Program and approved by the Institutional Review Board (IRB of MDCH). The first 5 questions were about name, type and address of the venue, and date and time of the observation. The other six questions were related to posting “No smoking” signs, visibility of ashtrays and smoking paraphernalia, observing smoking in the waiting area, outdoor seating or anywhere in the venue, and whether business managers, when appropriate, asked smokers to refrain from smoking.

Summary of Results:

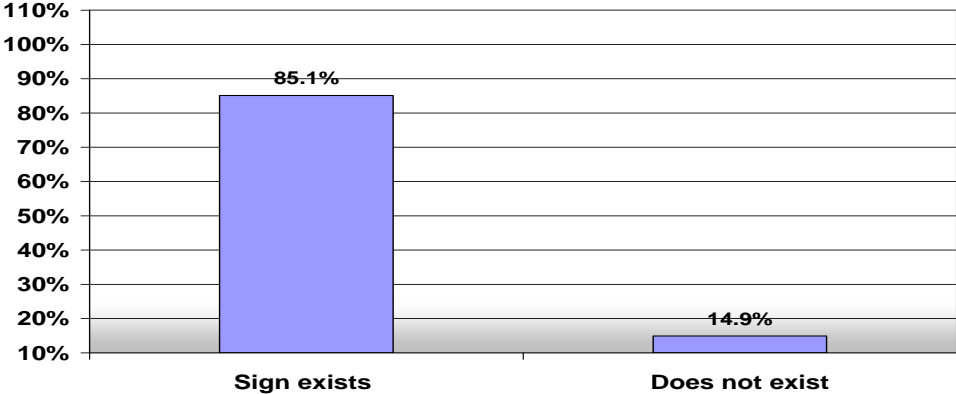
There were a total of 605(62.8%) restaurants and 189 (19.6%) bars observed. Additionally, there were 99 (10.3%) combined bar-restaurants and 71(7.4%).bowling alleys as it is shown in figure-1.

Figure-1 Type of establishments observed in the study.



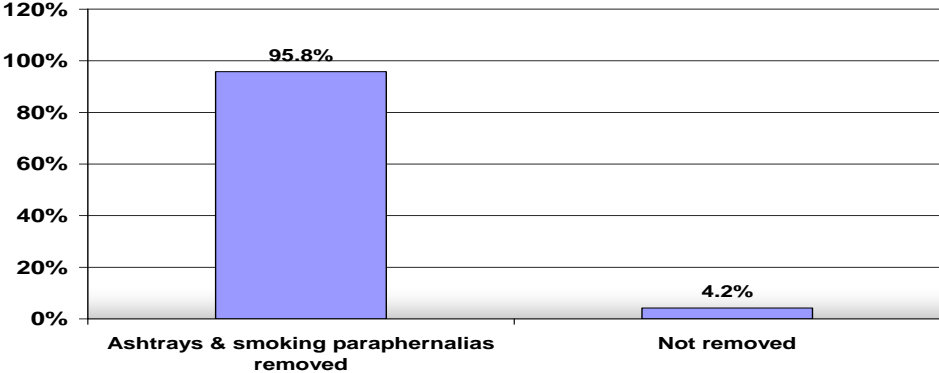
Regarding measures that managers had taken to comply with the Smoke-Free Air Law, the study found “No Smoking” signs were visibly posted in 800 (85.1%) of the establishments as it is shown in figure-2.

Figure-2 "No Smoking" signs existence in the establishments



The owners and managers had removed ashtrays and other smoking paraphernalia from 910 (95.8 %) of the establishments and this shown in figure-3.

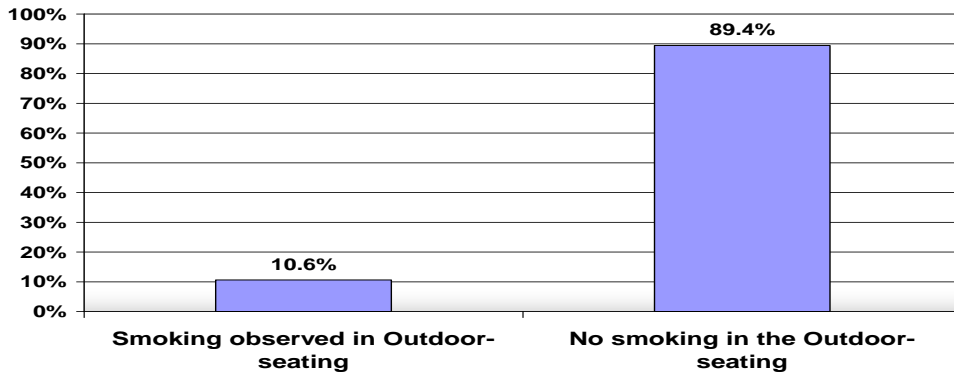
Figure-3 Whether ashtrays & other smoking paraphernalias removed or not.



With regard to smoking inside these establishments, the study found that out of the total 556 establishments with waiting areas, there was no smoking observed in 528 (95%) compared to only 28 (5%) where smoking was observed.

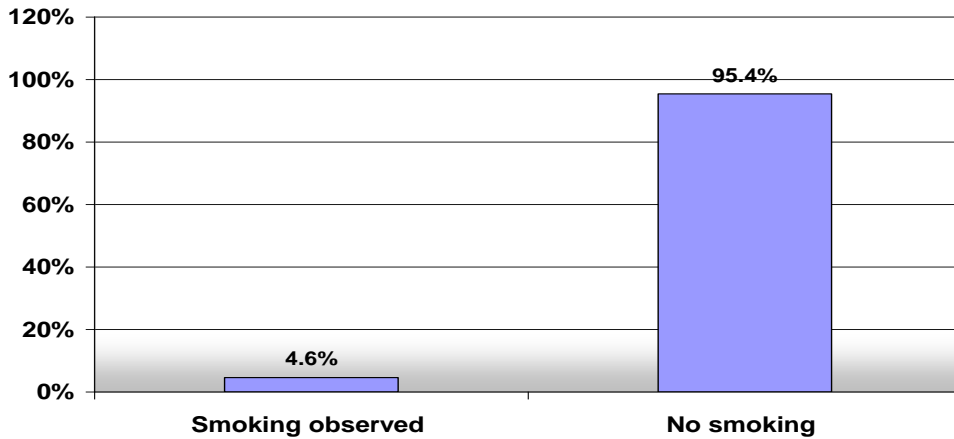
And out of 388 establishments with outdoor seating; smoking was observed in only 41(10.6%) of them, while in the majority of them 347 (89.4%) there was not smoking observed as it is shown in figure -4.

Figure-4 Whether smoking was observed in the outdoor seating of the establishments or not



Regarding smoking anywhere in the establishment, the study found that smoking was not observed in 920 (95.4%) of the establishments as it is shown in figure -5.

Figure-5 Whether smoking is observed anywhere in the establishments



Conclusion:

All of the above results clearly indicate that Michigan residents understand the danger of second hand smoke, support and respect the law; they have a very high level of compliance with the Michigan Smoke-Free Air Law. In addition, managers and owners of the food establishments were found to be in high compliance with the law.

Michigan's Smoke-Free Air Law is working and workers, patrons and the public are breathing easier.